

# Obermatic door operators



ASSA ABLOY



# Intelligence in motion



The OBERMATIC swinging door operators offer comfort and efficiency in situations in which manual opening of a door may be inconvenient or become a barrier.

It is the recommended option for those environments in which the door must open with no contact, due to

hygiene, rapidity, economy or just plain comfort.

It is also the best partner for access doors in public buildings or high-traffic fire doors. Without doubt, the best way to save energy in air-conditioned or pressurized environments.

## Motorized solutions for every situation

Internal and external doors, exit ways or fire doors: OBERMATIC has always the right solution.

## The sound of silence

The new generation of OBERMATIC automatic operators has been designed to operate smoothly, unobtrusively and in total silence. One example is the OBM505 model, which is a must for libraries, concert halls and theatres.



## Security and safety

In combination with our motorized exit devices, they are the perfect choice if you're looking for maximum comfort and fluidity in exit ways while at the same time retaining total security.

## Customized applications

OBERMATIC's are compatible with motion detectors and safety sensors, plus they are fully programmable. Therefore, they allow doors to perform virtually any function.

## Easy to install and start

The new OBERMATIC generation is easier to install and program than ever – inputs for external devices and start-up procedures have been drastically simplified and can be performed in a matter of minutes.

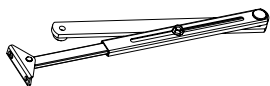


## Guaranteed by TESA

Buying TESA is a quality guarantee. All our products bear the highest quality warrants: the ISO 9001 Quality certificate, the environmentally conscious ISO 14001 standard, and the Occupational Hazard Prevention standard. TESA offers an environmentally sustainable quality product, manufactured by dedicated staff.



# Models selection



Link arm



Guide rail

## OBM305

Door width mm	Max. weight Kg
750	80
850	80
950	80

Door width mm	Max. weight Kg
700	60
800	60
900	60



## OBF504

Door width mm	Max. weight Kg
850	140
1000	120
1150	105
1300	90

Door width mm	Max. weight Kg
800	100
900	90
1000	80
1100	70



## OBM505

Door width mm	Max. weight Kg
850	140
1000	120
1150	105
1300	90

Door width mm	Max. weight Kg
800	100
900	90
1000	80
1100	75



# Obermatic door operators

## OBM305

OBM305 is an electromechanical swing door operator for internal doors, developed to ease the access through any internal door in day centers, nurseries, offices and homes.

OBM305 is a must in interior doors used by DEC.

(DEC= Disabled, ELderly and Children)

Thanks to its extremely quiet operation it is perfectly suited to surroundings in which silence is required.

### Features

- » Slim design.
- » Quiet operation.
- » Little or no resistance when opened manually, even in the event of power failure.
- » "Push and go" function as standard.
- » Closing pull before opening.
- » Door hold force and hold-open function as standard.
- » Quick and easy installation and commissioning.
- » Installation on the door leaf is possible with a separate 24 VDC power supply.

### Technical details

- » Cover dimensions: 68 x 80 x 523 mm, weight 3,1 kg.
- » Door weight max 80 kg (link arm, door width 900 mm).
- » Door weight max 60 kg (sliding arm, door width 900 mm).
- » Power supply 110-230 VAC, 50 Hz.
- » Optional secondary power supply 24 VDC, 2 A, power consumption max. 70 W.
- » Operation temperature: 0...40°C, storage -20...+70°C.
- » Non-handed.

### Connectivity: All connections are potential free

#### IN

- » Opening impulse
- » Safety sensor impulse
- » Door unlocked (for perfect synchronization with the lock or Panic device).

#### OUT

- » Lock control relay (NO, C, NC).
- » Voltage output for external impulse devices, safety sensors and locks: 24 VDC, 0,5 A.

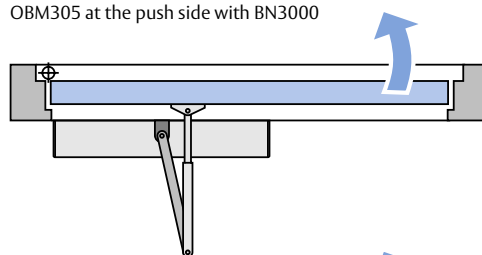
### Accessories

- » BN3000: Link arm (PUSH side installation only).
- » GD300F: Guide rail for PULL or PUSH side installation.
- » PLACA305NE : Mounting plate.

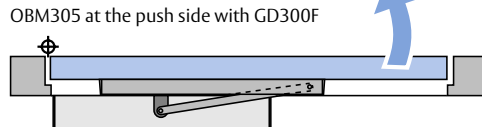
Model	Finish	Description
OBM305	BL - PL	Door operator OBM305
PLACA305	NE	Optional mounting plate
BN3000	BL - PL	Link arm
GD3000F	BL - PL	Sliding arm



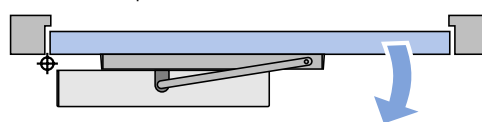
OBM305 at the push side with BN3000



OBM305 at the push side with GD3000F



OBM305 at the pull side with GD3000F



# Obermatic door operators

## OBF504

OBF504 is an electromechanical swing door operator with a built-in door closer that closes the door silently. The motorized closing pull before opening the door neutralizes the door's seal force, ensuring flawless operation of an electromechanical lock. OBF504 is especially suited to fire doors, as the built-in closer is EN1154 certified.

CERTIFICADO EN1154  
Válido RF



### Features

- » Slim design
- » Low resistance to manual opening: EN 1154 classes 3-6
- » Seal force elimination function (closing pull) before opening
- » Programmable "Push and go" function as a standard option
- » Quick and easy installation and commissioning
- » Adjustable closing force and closing speeds

### Technical details

- » Cover dimensions: 85 x 107 x 721 mm, weight 9,0 kg
- » Door weight max. 125 kg (link arm, door width 1000 mm)
- » Power supply 100/230 VAC, 50/60 Hz or secondary power supply 24 VDC, 5 A
- » Operation temperature: -15...+50°C
- » Handing must be specified when ordering: OBF504A for PULL side mounting or OBF504C for PUSH side mounting.

### Connectivity: All connections are potential free IN

- » Opening impulse
- » Fire Alarm (Can be chosen NC or NO)
- » Safety sensor impulse
- » Door unlocked (for perfect synchronization with the lock or Panic device).

### OUT

- » Lock control relay (NO, C, NC)
- » Voltage output for external impulse devices, safety sensors and locks. 12 VDC, 1 A

### Accessories

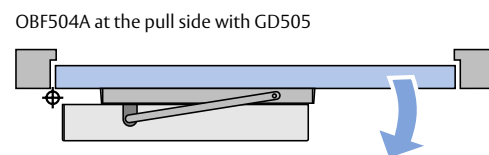
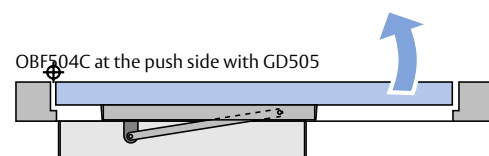
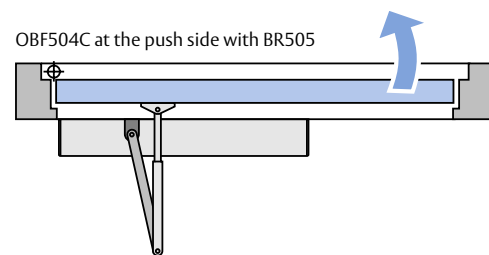
- » BR505: Standard link arm (PUSH side installation only, with OBF504C)
- » BR505EXT: Extended length link arm (for deep frames from 150 to 250 mm.)
- » GD505: Guide rail for PULL or PUSH side installation
- » PLACA504NE : Mounting plate
- » Shaft extensions:
  - OBF45EXT1 : +10 mm.
  - OBF45EXT2 : +20 mm.
 (Max. allowed extension is 20 mm)



OBF504 with arm BR505



OBF504 with guide GD505



Model	Finish	Description
OBF504A	BL - PL	Door operator OBF450. Pull side
OBF504C	BL - PL	Door operator OBF450. Push side
Placa504	NE	Mounting plate OBF450 black
BR505	BL - PL	Link arm
BR505EXT	BL - PL	Extended length link arm
GD505	BL - PL	Sliding arm
OBMSINC	-	Impulse control module

# Obermatic door operators

## OBM505

The electromechanical swing door operator OBM505 is suitable for a wide variety of applications, thanks to its comprehensive programming options. The door operator includes a new free swing function: when using the door manually it operates lightly without the motor resistance and the door can be left in the open position when required. Supplied with an external power supply (24 VDC / 3A) OBM505 can be used in fire or emergency exit doors.

### Features

- » Precise and easy adjustment by potentiometer of:
  - Power.
  - Opening/closing speed.
  - Hold-Open time.
  - Activation of sequential mode (if desired)
- » Seal force elimination function (closing pull) before opening
- » Door hold closed force and hold-open function
- » Programmable "push and go function" as a standard option
- » Programmable "free swing function" as a standard option
- » Quick and easy installation and commissioning
- » Operation of double door without additional accessories

### Technical details

- » Cover dimensions: 85 x 07 x 595 mm, weight 6,5 kg
- » Door weight max 125 kg (link arm, door width 1000 mm)
- » Power supply 90-264 VAC, 47-63 Hz or secondary power supply 24 VDC, 3 A
- » Operation temperature: -15...+50°C
- » Non-handed

### Connectivity: All connections are potential free

#### IN

- » Opening impulse
- » Delayed opening impulse
- » Fire Alarm (Can be chosen NC or NO)
- » Safety sensor impulse
- » Door unlocked (for perfect synchronization with the lock or Panic device).

#### OUT

- » Lock control relay (NO, C, NC)
- » Voltage output for external impulse devices, safety sensors and locks. 12 VDC, 1 A

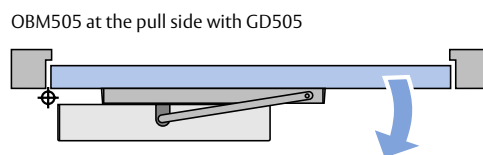
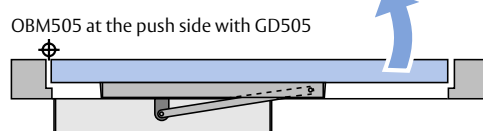
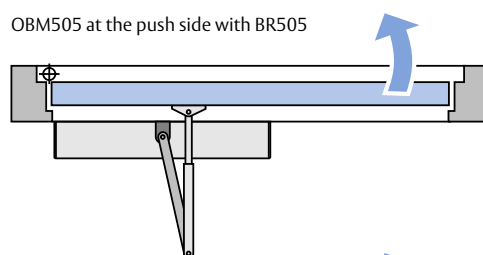
Model	Finish	Description
OBM505	PL	Door operator OBM505
PLACA505	NE	Mounting plate OBM505 black



OBM505 with arm BR505



OBM505 with guide GD505



# Obermatic accesories

## Montion sensors

Motion sensors give an opening impulse to Obermatic.

**Unidirectional:** Gives an impulse when detecting movements in one way only (either approaching or moving away).

**Bidirectional:** gives an impulse when detecting a movement in any direction.

Model	Description
DETECMOVUD	Unidirectional sensors
DETECMOVBD	Bidirectional sensors

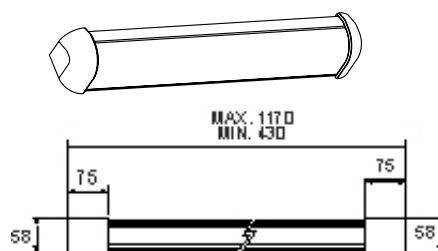


## Safety sensor

They send an impulse immediatly to Obermatic to Stop the door movement if an object or person is detected in the parth of the door.

The safety sensors are installed on the top of the door, on one side or both.

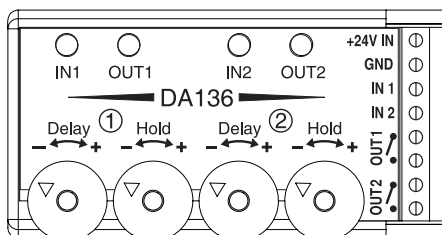
Model	Description
SENSSEGINT	Interior safety sensor
SENSSEGEXT	Exterior safety sensor



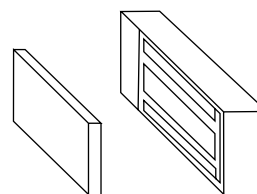
## OBMSINC

OBMSINC is an impulse control unit.

It has been designed to be used with OBERMATIC swing door operators. OBMSINC allows the following operations: Delayed opening, rebated doors, stepwise opening, full opening vs. partial opening in rebated door or combination of four doors.



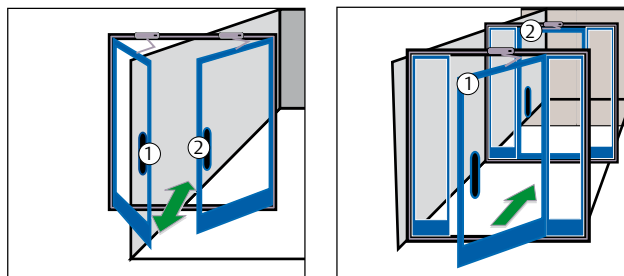
Model	Description
OBMSINC	Impulse control module



CEM and TESAMAG SERIES

## Locking solutions when automating a door with Obermatic

- » Motorized panic devices.
- » Electric strikes.
- » Electromagnetic locks CEM and TESAMAG.
- » Electromechanic locks.









---

## **ASSA ABLOY**

Talleres de Escoriaza, S.A.U.  
Barrio Ventas, 35 • E-20305 Irun • SPAIN  
Tel.: +34 943 669 100 • Fax: +34 943 622 189  
[www.tesa.es](http://www.tesa.es)

ASSA ABLOY is the global leader in door opening solutions,  
dedicated to satisfying end-user needs for security, safety and convenience.